

# **MY BEST SCIENCE EXPERIMENTS FOR KIDS:**

## **EXPERIMENTS AND FUN ACTIVITIES WITH GLOW STICKS**

### **STUFF YOU NEED:**

#### **1. GLOW STICK PENDANTS**

(6 inches (152mm) long and 10mm (0.39 inches) thick)

#### **GLOW STICK BRACELETS**

(8 inches (203mm) long and 5mm (0.2 inches) thick)



#### **2. MASON JARS**

#### **3. PAINT BRUSH AND BLACK CARDSTOCK**

#### **4. GLITTER AND SEQUINS**


Optional: Balloons, snap-together plastic eggs

### **WARNING**

IT IS YOUR RESPONSIBILITY TO KEEP YOUR CHILDREN SAFE. Check Wikipedia (link on my page) to see the exact chemical contents of light sticks. The chemicals are contained in a GLASS TUBE which you have to snap for some of these activities. USE GLOVES TO PROTECT YOUR HANDS. ACTIVITIES MARKED WITH AN ASTERIX ARE BEST CARRIED OUT BY AN ADULT.

#### **\*\*GLOW STICK PAINTING**

SNAP A PENDANT GLOW STICK AND USE THE CONTENTS TO PAINT ON BLACK CARDSTOCK.



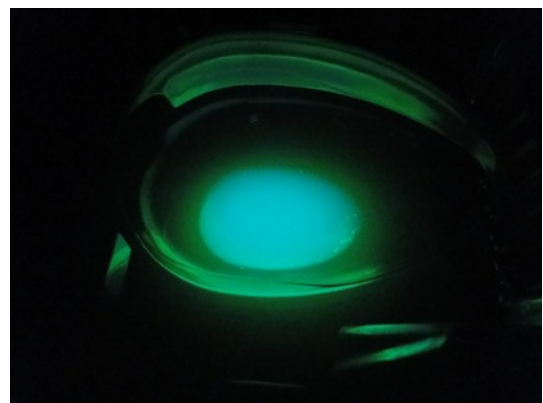
#### **\*\*GLOW STICK LANTERNS**

TAKE A PENDANT GLOW STICK AND SNAP THE CONTENTS INTO A MASON JAR HALF-FILLED WITH WATER.

THE LANTERN CAN BE PLACED IN YOUR CHILD'S BEDROOM BUT WILL ONLY LAST OVERNIGHT.


#### **\*\*EASTER BUNNY SURPRISE**

PLACE PENDANT GLOW STICKS INSIDE THE EGGS TO MAKE THEM GLOW FOR A FUN EASTER EGG HUNT. YOU CAN ALSO MAKE GLOW IN THE DARK BALLOONS!




## **GLOW STICK TOSS**

USE BRACELET GLOW STICKS TO  
PERFECT YOUR AIM.



## **GLOW STICK BOWLING**

BOWLING IN THE DARK.



## **\*\*GLOW STICK MASON JAR**

SNAP A PENDANT BRACELET INTO A MASON JAR. ADD GLITTER AND SEQUINS FOR EXTRA FUN.



## **GLOW STICKS IN THE BATH**

PUT GLOW STICKS IN THE BATH FOR SPECIAL UNDERWATER EFFECTS.